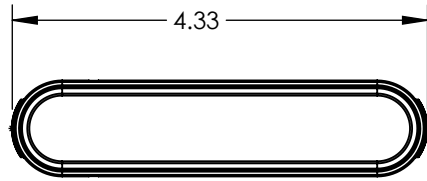
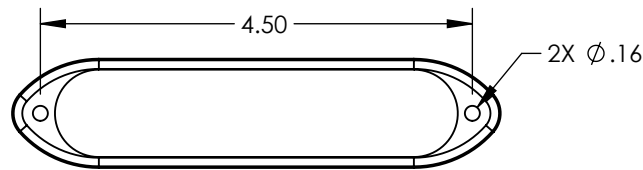
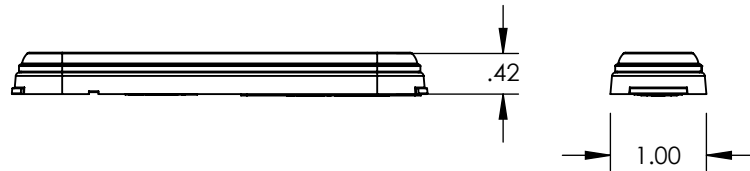


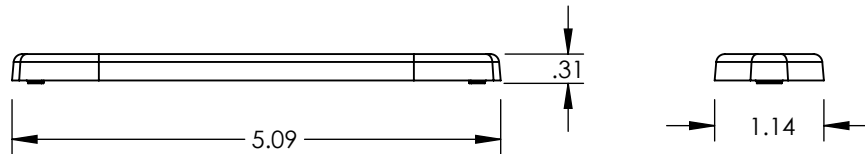
REV.	ECR	DESCRIPTION	DATE
A	18503	INITIAL DRAWING REQUEST	06/02/2022



LED MODULE



LED MODULE BEZEL



SPECIFICATIONS:

INPUT VOLTAGE RANGE: 10-16VDC
 CURRENT DRAW: .2A AVG, .4A PEAK @ 12.8VDC
 OPERATING TEMPERATURE RANGE: -40C TO 55C
 CONNECTION: 8 INCH (MIN.) WIRES EXITING UNIT.
 PERMANENT MOUNTING 2 HOLES PATTERN.

MATERIAL:

MODULE LENS: POLYCARBONATE
 MOUNTING HARDWARE: STAINLESS STEEL
 MODULE HOUSING: POLYCARBONATE
 MOUNTING GASKET: EPDM FOAM RUBBER

CONNECTIONS:

22 GAGE YELLOW WITH GREEN: COLOR 2 FLASH
 22 GAGE YELLOW WITH BLACK: COLOR 1 FLASH
 22 GAGE YELLOW WITH RED: N/A
 22 GAGE BLACK: NEGATIVE
 22 GAGE GREEN: PATTERN SELECT
 22 GAGE WHITE: SYNCHRONIZATION

MODEL COLORS: SEE CHART 1

CHART 1	
MODEL	CLASSIFICATION
DLITDC-AB	SAE J595 CLASS 1
DLITDC-AR	SAE J595 CLASS 1
DLITDC-AW	SAE J595 CLASS 1
DLITDC-BW	SAE J595 CLASS 1
DLITDC-RB	SAE J595 CLASS 1
DLITDC-RW	SAE J595 CLASS 1

UNLESS OTHERWISE SPECIFIED DIMENSIONS ARE IN INCHES TOLERANCES: ANGULAR: ± 2 DEG. .X ± .100 .XX ± .020 .XXX ± .005 .XXXX ± .001	DRAWN BY: TA	STAR HEADLIGHT & LANTERN CO., INC. 455 Rochester St. Avon NY 14414 Ph:(585) 226-9500 Fax: (585) 226-2029
	DRAWING APPROVED BY ECR THE INFORMATION CONTAINED IN THIS DRAWING IS THE SOLE PROPERTY OF STAR HEADLIGHT & LANTERN CO., INC.. ANY REPRODUCTION IN PART OR AS A WHOLE WITHOUT THE WRITTEN PERMISSION OF STAR HEADLIGHT & LANTERN CO., INC. IS STRICTLY PROHIBITED.	
RoHS COMPLIANT: Yes	MODEL: DLITDC-**	
MATERIAL: N/A	TITLE: DLIT DC EARLESS	
FINISH: N/A	DWG. NO. DLITDC	REV A
SCALE: 1:1 DO NOT SCALE FROM DRAWING		SHEET 1 OF 1